

## Portfolio Structure:

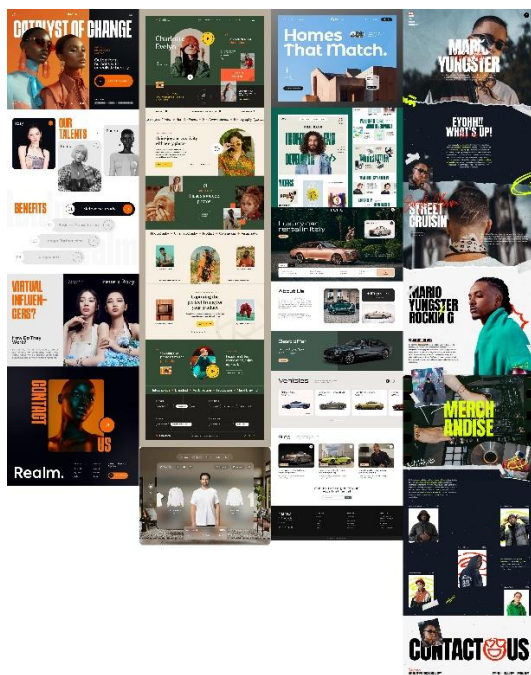
### Research Questions:

How to show everything to the teachers?

How to structure the portfolio?

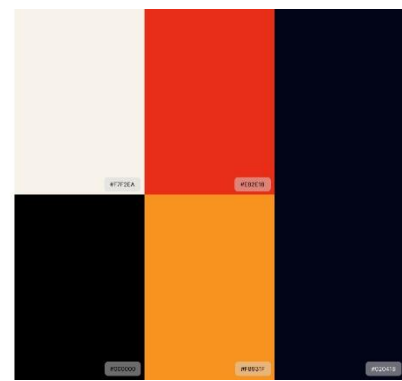
### First Phase:

In the first stage of creating my portfolio, I made a mood board using various designs from Dribbble.com. While working on it, I analyzed how different colors were used and experimented with combining them. Based on this, I created a color palette for my project.



1 Mood Board

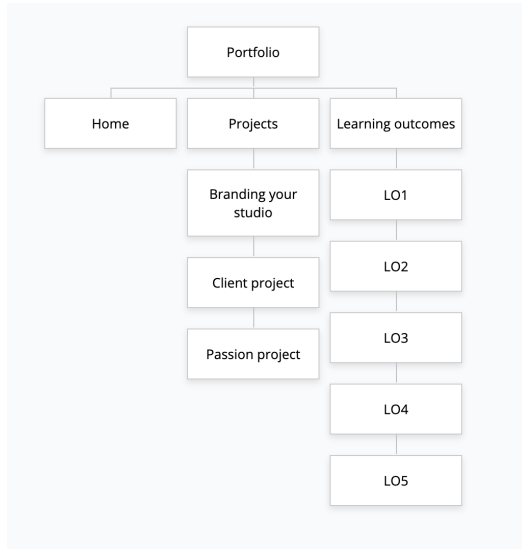
### Color Pallet



2Color Pallet

## Second Phase:

After creating a mood board and selecting a colour palette, I moved on to designing the site map and deciding what content to include. I used the one provided in the Canvas course as a reference but made it more detailed to better suit my needs.



3 Canvas course site map



4 Sitemap Detailed

## Third Phase:

After creating the website sitemap and working on it, I took another step and designed a Figma prototype for my portfolio. I've completed it, but I still want to improve it by making it more interactive and visually appealing.

Link to Figma: [Click Here!](#)

## Reflection:

In the future, I will follow the same process but with some small changes. First, I will spend more time brainstorming, exploring a wider range of ideas, and reviewing more portfolios to find the best fit for me. This will also help me understand how to structure my work better. Additionally, I will experiment with multiple design iterations instead of sticking to just one. Lastly, I will pay more attention to contrast and other design principles, improving them throughout the semester.